




# Assembly instructions

---

## Clamp floor





Fit the sound absorber in place on the frame using the 3 wood screws supplied. Make sure that the outside edges of the sound absorber project 40 mm beyond the frame.

